

Arcus series installation instructions

SERIES
BL00105

Applications:
Lighting for building and outdoor wall washing.

Installation Instructions:

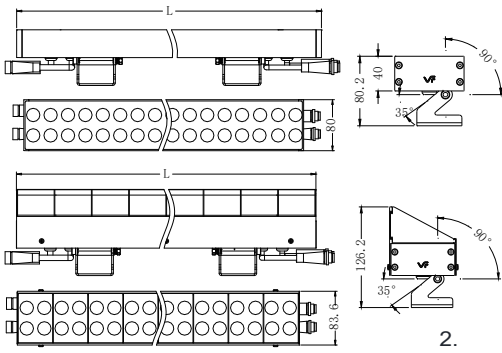
1 Size

Size	L
1000×80, 2×80	1000mm
500×80, 2×80	500mm
250×80, 2×80	250mm

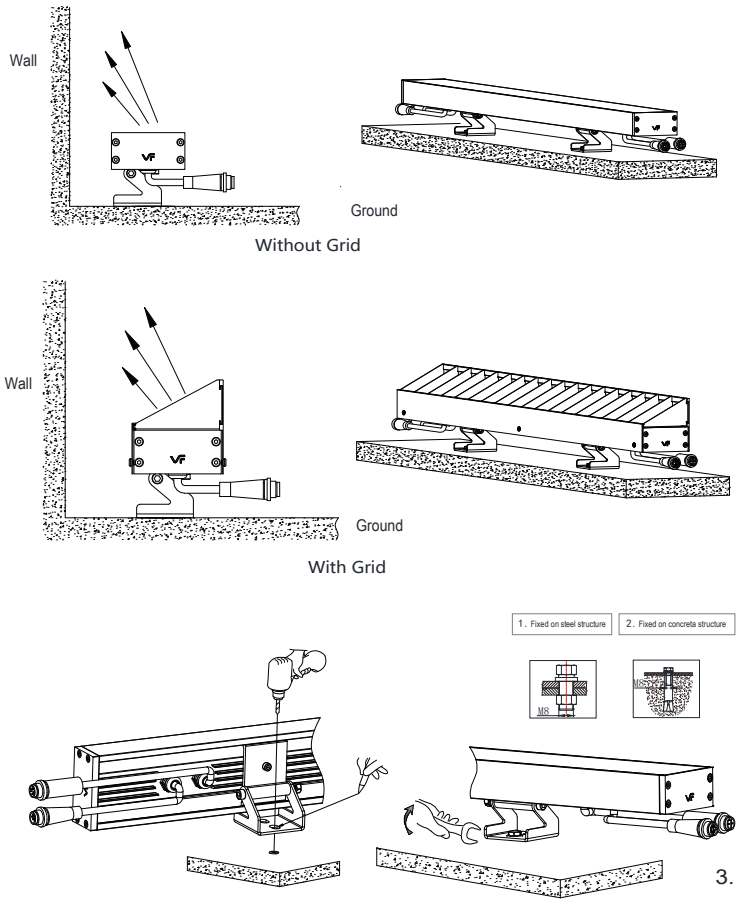
Without Grid

Size	L
1000×126, 2×83, 6	1000mm
500×126, 2×83, 6	500mm
250×126, 2×83, 6	250mm

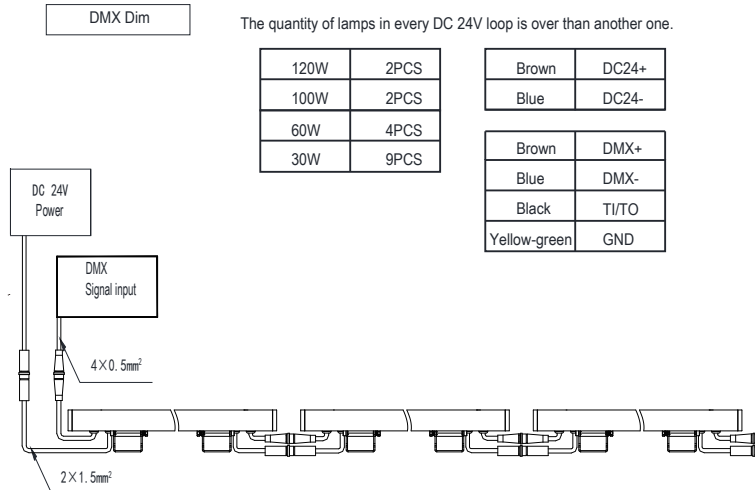
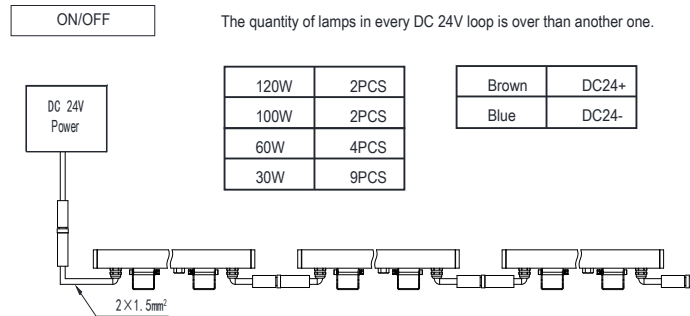
With Grid



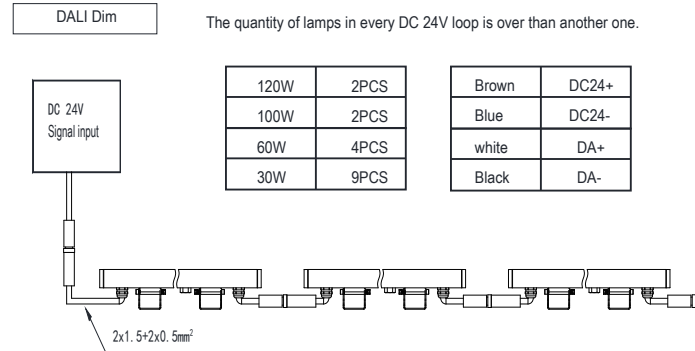
2 Lamp installation diagram



3 Wiring Diagram



4.



The specific appearance is subject to the actual product!

5.



Suitable for indoor and outdoor environment.

- Use only drivers that comply with IEC or CE safety standards.
- Check if the power supply match with the luminaire.
- Must consider the maximum current value displayed on the label of the luminaire.
- The voltage displayed on the luminaire is not used to select the constant voltage driver, but the voltage covered by the selected constant current driver.
- Take suitable ESD measures to avoid touching bare conductors.
- LED chips can be damaged if be in touch with chemical material or gas. Therefore, it is not allowed to clean the LED housing or luminaire by chemicals.
- The following items are confirmed to have negative impact on the performance of the luminaire, avoid to keep luminaire in the same circumstance with them.
 - Methyl acetate or ethyl acetate (i.e., nail polish remover)
 - Cyanoacrylates (i.e., "Superglue")
 - Glycol ethers (including Radio Shack ® Precision Electronics)
 - Cleaner - dipropylene glycol monomethyl ether
 - Formaldehyde or butadiene (including Ashland PLIOBOND ® adhesive)
 - Dymax 984-LVUF conformal coating
 - Loctite Sumo Glue, Loctite 384 adhesive, Loctite 7387 activator
 - Gorilla Glue, Bleach, Bleach-containing cleaners, sprays
- Remove the insulation material from the luminaire or provide enough space so that the temperature raising will not overpass the limited TC.
- LED chip is very sensitive to switching transients, therefore, LED lamps and appliances must be connected after power cut off, no hotswappable.
- Recommends using the driver indicated on the luminaire manual.
- Must consider the polarity of the product.
- If the external flexible cable or cord of this lamp is damaged, the cord should be replaced by the manufacturer or its service agent or a similarly qualified person
- The light source in this lamp should be replaced by the manufacturer or its service agent or a similarly qualified person

6.