

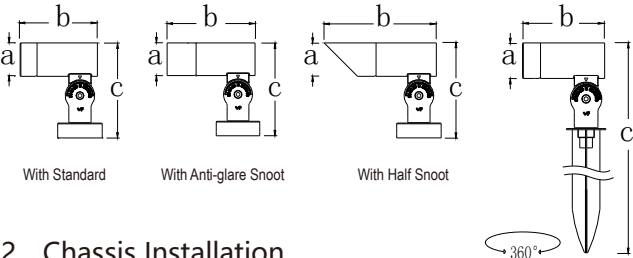
Konane series installation instructions

1.

1、Specification

Flood Light Product Dimension	a(mm)	b(mm)	c(mm)
φ45mm Standard	φ 45	104	128
With Half Snoot	φ 45	151	128
With Anti-glare Snoot	φ 45	121	128
φ70mm Standard	φ 70	142	153
With Half Snoot	φ 70	216	153
With Anti-glare Snoot	φ 70	183.5	153
φ100mm Standard	φ 100	197	221
With Half Snoot	φ 100	302	221
With Anti-glare Snoot	φ 100	263	224

Spike Light Product Dimension	a(mm)	b(mm)	c(mm)
φ45mm Standard	φ 45	104	358
With Half Snoot	φ 45	151	358
With Anti-glare Snoot	φ 45	121	358
φ70mm Standard	φ 70	142	383
With Half Snoot	φ 70	216	383
With Anti-glare Snoot	φ 70	183.5	383
φ100mm Standard	φ 100	197	440
With Half Snoot	φ 100	302	440
With Anti-glare Snoot	φ 100	263	440



2、Chassis Installation

1. 0

No.	Accessories	Number
①	Half Snoot	1
②	Anti-glare Snoot	Choose one of three
③	Standard Snoot	1
④	Fixture	1
⑤	Stainless steel screw headless hexagon socket M4×3mm	1
⑥	Stainless steel screw headless hexagon socket M4×6mm	2
⑦	Hexagon socket screw stainless steel 304, M4×6mm	2
⑧	7-shaped Allen Key 2mm across side	1
⑨	7-shaped Allen Key 5mm across side	1
⑩	Mounting chassis	1
⑪	Mounting bracket	1

2.

1. 1

Mounting bracket

φ 15

2-φ 7

The cable extends out of the ground, the max length is 0.25m

Solid ground such as concrete, marble, etc.

3.

1. 2

M6 expansion bolt (Self-provided)

Mounting bracket

The cable extends out of the ground, the max length is 0.25m

3.

1. 3

The wiring needs to be waterproofed

The cable extends out of the ground, the max length is 0.25m

M6

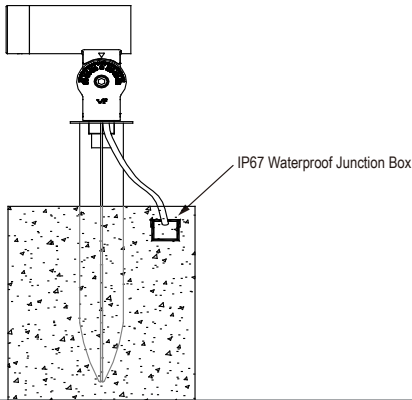
3、Spike Installation

2. 0

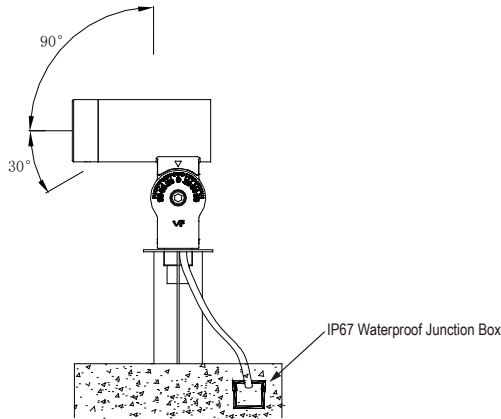
No.	Accessories	Number
①	Half Snoot	1
②	Anti-glare Snoot	Choose one of three
③	Standard Snoot	1
④	Fixture	1
⑤	Stainless steel screw headless hexagon socket M4×3mm	1
⑥	Stainless steel screw headless hexagon socket M4×6mm	2
⑦	7-shaped Allen Key 2mm across side	1
⑧	Spike Rod (individually packaged)	1
⑨		
⑩		
⑪		

4.

2. 1



2. 2



4. Wiring instructions

3 core wire (applicable for non-dimmable and phase dim)



Brown : AC 220V L
Blue : AC 220V N
Yellow & Green : GND

5 core wire (applicable for 0-10V dimmable and DALI dimmable)



Brown : AC 220V L
Blue : AC 220V N
Yellow & Green: GND
Red: DIM +
Black: DIM -



IK08

IP65



Suitable for indoor and outdoor environment.

- Use only drivers that comply with IEC or CE safety standards.
- Check if the power supply match with the luminaire.
- Must consider the maximum current value displayed on the label of the luminaire.
- The voltage displayed on the luminaire is not used to select the constant voltage driver, but the voltage covered by the selected constant current driver.
- Take suitable ESD measures to avoid touching bare conductors.
- LED chips can be damaged if be in touch with chemical material or gas. Therefore, it is not allowed to clean the LED housing or luminaire by chemicals.
- The following items are confirmed to have negative impact on the performance of the luminaire, avoid to keep luminaire in the same circumstance with them.
 - Methyl acetate or ethyl acetate (i.e., nail polish remover)
 - Cyanoacrylates (i.e., "Superglue")
 - Glycol ethers (including Radio Shack ® Precision Electronics)
 - Cleaner - dipropylene glycol monomethyl ether)
 - Formaldehyde or butadiene (including Ashland PLIOBOND ® adhesive)
 - Dymax 984-LVUF conformal coating
 - Loctite Sumo Glue、Loctite 384 adhesive、Loctite 7387 activator
 - Gorilla Glue、Bleach, Bleach-containing cleaners, sprays
- Remove the insulation material from the luminaire or provide enough space so that the temperature raising will not overpass the limited TC.
- LED chip is very sensitive to switching transients, therefore, LED lamps and appliances must be connected after power cut off, no hotswappable.
- Recommends using the driver indicated on the luminaire manual.
- Must consider the polarity of the product.
- If the external flexible cable or cord of this lamp is damaged, the cord should be replaced by the manufacturer or its service agent or a similarly qualified person
- The light source in this lamp should be replaced by the manufacturer or its service agent or a similarly qualified person